

June Home Learning



Step 1



At a Glance Guide




Accessing your new classes:

Note: Go in via Glow (and not the SMHW app) the first time you access your new classes. After that you can use the app if you prefer.

1. Log in to your Glow account

(If you have forgotten your Glow details then contact your Pastoral Teacher or Year Head as soon as you can to ask them to reset this or email us at gar-nock@ea.n-ayrshire.sch.uk

Once in Glow, click on the Show My Homework tile. You should be able to see this, but if you can't then search for it in the search bar at the top right hand side of the screen.



Once you have clicked on the tile, use any of the 3 ways below to find your new classes:

- Respond to welcome messages that appear from your new teacher
- Go to 'Calendar' and select the drop down box to view all classes
- Go to 'Grade Book' and select the drop down box to view all classes

Remember:

Your 'old' classes will still be shown. Just ignore these and look for ones that begin with your new Year Group as their starter. So if you were in S2 and have moved into S3 then those that begin with S3.

We also have Show My Homework Guides for pupils and parents/carers on our Campus website.

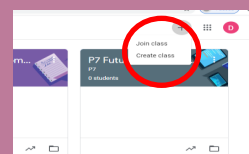
Step 2

Entering your New Virtual Classrooms

Now that you are in your new class, get ready to join your virtual classroom by joining the Google Classroom that has been set up by your teachers:



- Find the Google Classroom code created by your teachers
- Go into the Google Classroom Tile in Glow
- Click on the '+' sign in the top right corner and select 'Join Class' then type in the code that your teacher has given you.




While most subjects use Google Classroom, if there is no Google Classroom code this is because all of the learning you need is on Show My Homework.

Keeping Your Learning Going

If you have problems accessing your online classes or any of your work then it is important that you contact a member of staff to let them know so they can help you fix the problem and get you back online and learning.

If there is another reason why you are unable to complete tasks and activities as part of your home learning then make sure that you let a member of staff know- this could be your Pastoral Teacher, Class Teacher or Year Head.

If you are not taking part in online learning and we have had no communication from home as to why, then your Pastoral Teacher or Year Head will be in touch to offer support that hopefully allows you to get to know your new teachers and progress with your learning online.



Scholar Announcement/ Reminder (new S4-S6 only)

All of our new S4,5 & 6 pupils have access to this fantastic learning resource. By logging in to Glow you can access all subjects via the Scholar tile.

New usernames and passwords so that you can access Scholar without using Glow will be available soon.